





























Results are PROVISIONAL as of 14:25 on June 20, 2021
Overall
Sailed: 6, Discards: 1, To count: 5, Entries: 50, Scoring system: Appendix A

Rank	Nat	Sail No	HelmName	Club	Gender	Classic Boat	R1	R2	R3	R4	R5	R6	Total	Nett
1		414	Steve Cockerill	Lee on Solent SC	M		1.0	1.0	1.0	(4.0)	2.0	2.0	11.0	7.0
2		392	Laura Baldwin		F		3.0	(51.0,UFD)	6.0	1.0	1.0	1.0	63.0	12.0
3		371	Arran Holman		M		2.0	2.0	5.0	(6.0)	3.0	3.0	21.0	15.0
4		399	Sarah Cockerill	Lee on Solent SC	F		7.0	6.0	4.0	(23.0)	4.0	4.0	48.0	25.0
5		222	David Jessop		M		12.0	7.0	(20.0)	3.0	7.0	6.0	55.0	35.0
6		388	Mandy Horton		F		(11.0)	5.0	11.0	5.0	11.0	5.0	48.0	37.0
7		355	Lucy Boreham	Chichester YC	F		5.0	9.0	7.0	(16.0)	6.0	10.0	53.0	37.0
8		412	Harry Kennedy	Lee on Solent SC	M		4.0	3.0	3.0	(28.0)	5.0	23.0	66.0	38.0
9		407	Tim Laws		M		6.0	(51.0,UFD)	8.0	14.0	8.0	9.0	96.0	45.0
10		406	Gareth Tweedle		M		8.0	14.0	9.0	(31.0)	18.0	8.0	88.0	57.0
11		432	John McKelvie		M		9.0	12.0	19.0	11.0	10.0	(20.0)	81.0	61.0
12		411	David Summerville		M		17.0	17.0	14.0	10.0	(34.0)	13.0	105.0	71.0
13		249	Steve Whitby	Gt Yarmouth & Gorleston SC	M		(51.0,DNF)	10.0	12.0	17.0	21.0	14.0	125.0	74.0
14		331	Ben Harris	Weston SC	M		13.0	13.0	15.0	22.0	(24.0)	11.0	98.0	74.0
15		319	Jonathan Tweedle	Castle Cove SC RAF Sailing Assoc	M		15.0	8.0	10.0	21.0	23.0	(25.0)	102.0	77.0
16		389	Natalie Campbell		F		30.0	(36.0)	23.0	12.0	14.0	7.0	122.0	86.0
17		332	Emma Pearson		F		27.0	22.0	(29.0)	2.0	16.0	22.0	118.0	89.0
18		351	Richard Major		M		23.0	19.0	(30.0)	9.0	12.0	26.0	119.0	89.0
19		248	Joseph Penhaul Smith		M		18.0	21.0	17.0	(37.0)	15.0	19.0	127.0	90.0
20		413	Alex Scoles		M		(51.0,DNF)	51.0,DNS	2.0	13.0	9.0	17.0	143.0	92.0
21		377	Richard Eagleton	Bexhill SC	M		14.0	20.0	(24.0)	20.0	20.0	21.0	119.0	95.0
22		4807	Kahla Delahay		F		10.0	11.0	28.0	30.0	19.0	(51.0,UFD)	149.0	98.0
23		317	Terry Curtis		M		19.0	4.0	13.0	(38.0)	36.0	30.0	140.0	102.0
24		361	Olly Harris	Weston SC	M		24.0	16.0	16.0	(36.0)	17.0	29.0	138.0	102.0
25		330	Peter Bell		M		21.0	24.0	21.0	(32.0)	22.0	16.0	136.0	104.0
26		403	George Crammond		M		20.0	23.0	25.0	(35.0)	13.0	27.0	143.0	108.0

Rank	Nat	Sail No	HelmName	Club	Gender	Classic Boat	R1	R2	R3	R4	R5	R6	Total	Nett
27		397	Malcolm Morley	Overy Staithe SC	M		16.0	18.0	26.0	(34.0)	33.0	18.0	145.0	111.0
28		404	Fiona Taylor Bullmore		F		35.0	29.0	22.0	8.0	26.0	(51.0,UFD)	171.0	120.0
29		401	Simon Turner		M		25.0	15.0	18.0	(40.0)	29.0	35.0	162.0	122.0
30		305	Adam Catlow	Leigh & Lowton SC Abersoch SC	M		32.0	30.0	32.0	19.0	(37.0)	15.0	165.0	128.0
31		252	Jean-Philippe Snelling		M		29.0	27.0	(36.0)	26.0	25.0	28.0	171.0	135.0
32		409	Adrian Cudmore	Chew Valley Lake SC	M		22.0	(32.0)	27.0	24.0	31.0	32.0	168.0	136.0
33		416	Luke Lazell		M		(40.0)	33.0	38.0	7.0	35.0	33.0	186.0	146.0
34		387	Andre Ozanne		M		36.0	(51.0,DNF)	51.0,DNC	25.0	30.0	12.0	205.0	154.0
35		95	Clare Giles		F	Y	26.0	25.0	35.0	(47.0)	40.0	34.0	207.0	160.0
36		333	Kim Clark		F		28.0	(51.0,DNF)	34.0	43.0	27.0	31.0	214.0	163.0
37		76	Alex Watts		M	Y	31.0	26.0	31.0	39.0	(43.0)	38.0	208.0	165.0
38		348	Josephine Cudmore	Chew Valley Lake SC	F		(51.0,DNC)	51.0,DNC	51.0,DNC	15.0	32.0	24.0	224.0	173.0
39		266	Simon Jones		M		33.0	(51.0,UFD)	33.0	44.0	39.0	39.0	239.0	188.0
40		112	George Cormack		M	Y	34.0	28.0	39.0	(49.0)	47.0	45.0	242.0	193.0
41		207	Enya Gibbs		F		39.0	31.0	37.0	(48.0)	45.0	41.0	241.0	193.0
42		151	Mark Swallow		M	Y	38.0	34.0	(51.0,DNC)	42.0	41.0	40.0	246.0	195.0
43		122	Giles Horton		M	Y	42.0	37.0	40.0	33.0	(49.0)	44.0	245.0	196.0
44		358	Kathryn Walker		F		41.0	(51.0,DNS)	51.0,DNC	29.0	42.0	36.0	250.0	199.0
45		342	Annabel Jones laurie		F		(51.0,DNC)	51.0,DNC	51.0,DNC	41.0	28.0	37.0	259.0	208.0
46		393	Geoff Newman		M		(51.0,DNC)	51.0,DNC	51.0,DNC	18.0	48.0	42.0	261.0	210.0
47		363	Lee Roberts		M		37.0	35.0	(51.0,RET)	46.0	46.0	51.0,RET	266.0	215.0
48		362	Rose Edmonds	Snettisham Beach SC	F		(51.0,DNC)	51.0,DNC	51.0,DNC	27.0	44.0	43.0	267.0	216.0
49		111	Pavlina Smakalova		F	Y	(51.0,DNC)	51.0,DNC	51.0,DNC	45.0	38.0	51.0,UFD	287.0	236.0
50		302	Matt Rutter		M		(51.0,DNC)	51.0,DNC	51.0,DNC	51.0,DNC	51.0,DNC	51.0,DNC	306.0	255.0

Prizes

Category	Rank	Competitor
Nationals Trophy	1	GBR - Europe 414 Steve Cockerill
Roaring 40's Trophy	1	GBR - Europe 414 Steve Cockerill
Swinging 60's Trophy	1	GBR - Europe 411 David Summerville
Junior Trophy	1	GBR - Europe 305 Adam Catlow
Ladies Trophy	1	GBR - Europe 392 Laura Baldwin
Men's Trophy	1	GBR - Europe 414 Steve Cockerill
Classic Rig Trophy	1	GBR - Europe 95 Clare Giles
Open Trophy	1	GBR - Europe 414 Steve Cockerill

Scoring codes used

Code	Description	Points
------	-------------	--------

DNC	Did not come to the starting area	51
DNF	Started but did not finish	51
DNS	Came to the start area but did not start	51
RET	Retired	51
UFD	U flag disqualification under rule 30.3	51

Sailwave Scoring Software 2.29.0
www.sailwave.com

wpnsa.org.uk